

Name _____

Inverse Trigonometric Ratios

Date _____ Period _____

Find each angle measure to the nearest degree.

1) $\sin B = 0.4848$

2) $\sin A = 0.5150$

3) $\cos A = 0.7431$

4) $\cos W = 0.6157$

5) $\cos A = 0.5878$

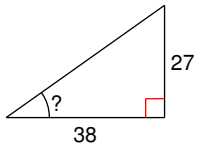
6) $\tan W = 19.0811$

7) $\cos A = 0.4226$

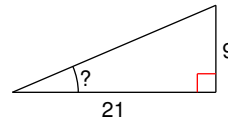
8) $\tan W = 0.5317$

Find the measure of the indicated angle to the nearest degree.

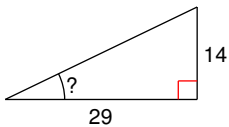
9)



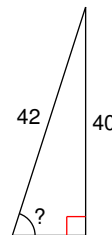
10)



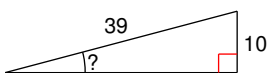
11)



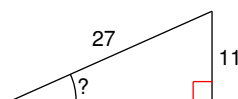
12)



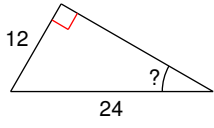
13)



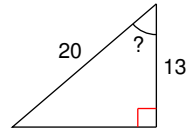
14)



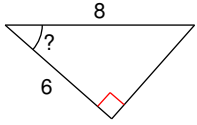
15)



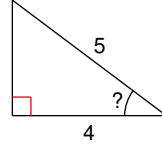
16)



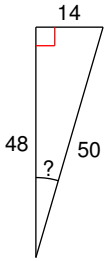
17)



18)



19)



20)

